



### What is USATestprep?

USATestprep is a third party web-based program which provides readiness and formative assessments (referred to in USATestprep as Benchmarks) aligned to the Common Core or individual state standards. The data provided supports the Data Driven Instruction model K<sup>12</sup> has adopted.



It provides interactive lessons and activities that reinforce and reward learning achievement. There's real-time progress monitoring that identifies student strengths and weaknesses. The mobile-optimized content gives students the flexibility to use Apple or Android devices to access the program content.

### What is the Purpose for Using USATestprep?

The purpose of USATestprep is to provide ongoing assessments throughout the year which gives teachers feedback and data to provide data driven instruction (DDI). Schools use USATestprep by creating benchmarks to be used for readiness and formative interim assessments for courses which are administered to the students several times during the school year. This data assists the teacher in making data-driven decisions, such as:

- ✓ Grouping students for small group instruction
- ✓ Grouping students for remediation
- ✓ Grouping students for advanced work
- ✓ Diagnosing and targeting specific deficient skills
- ✓ Tracking progress

Your school may have you schedule several types of Benchmark Tests based on need:

- ✓ Readiness (beginning of semester)
- ✓ Formative Interim (around each 6 weeks of instruction)
- ✓ Summative/Final (end of semester)

USATestprep also provides print resources for teachers and the ability to provide assignments. Video content along with interactive and educational games are available for a variety of topics.

The minimum expectations for teachers are to:

- ✓ Create classrooms and add your students for the specific subjects your school has chosen to support
- ✓ Continue to add new students entering your class
- ✓ Assign assessments (benchmarks) according to your school's assessment cycle
- ✓ Review test data
- ✓ Develop and implement a plan of responding to the data to promote student achievement

As you become more proficient with the program, you will have access to provide assignments and create tests to be used as additional assessments or exit tickets.

The Formative Interim Tests are formative in nature and are measurements **FOR** learning – meaning you will be creating a plan to support/remediate areas of need and further challenge students who are succeeding. Your administrators will provide you with specifics on how your school will use this program and which grades/subjects will have access.



## The Student Experience

Students login to the USATestprep website ([www.usatestprep.com](http://www.usatestprep.com)) with a username and default password provided by the teacher. Your USATestprep Point-of-Contact can tell you the default convention or teachers can also access all student usernames/passwords from their teacher account (Student Password Search).

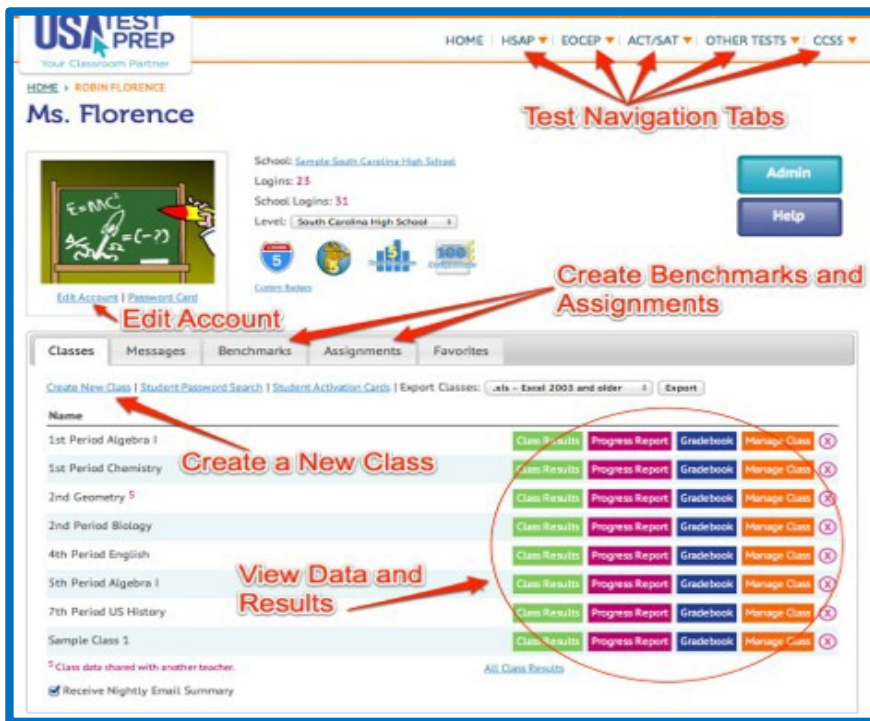
While students will be able to access any assignments you give, they will mainly be using the TAKE A BENCHMARK TEST button to access Interim Assessments you will be scheduling. You will provide them a code to access the specific test assigned.

Students will access your assigned assessments here

### The Teacher Experience

Teachers receive their username and password from their school's Point-of-Contact (POC).

The Classes tab is used to set up and maintain classes.

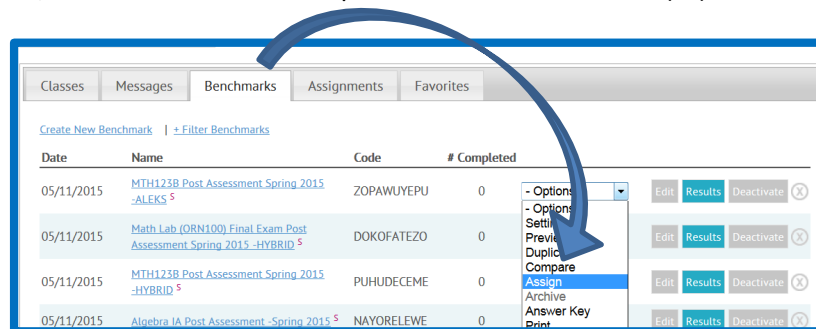


Please note that all links provided will take you to the login page for USATestprep and after entering your login information, you will be directed to the appropriate page

How to create a class:  
[http://www.usatestprep.com/modules/manual/manual\\_article.php?id=5](http://www.usatestprep.com/modules/manual/manual_article.php?id=5)

Editing a class:  
[http://www.usatestprep.com/modules/manual/manual\\_article.php?id=32](http://www.usatestprep.com/modules/manual/manual_article.php?id=32)

The Benchmark Tab is used to assign a Benchmark, review test results and find the test code to provide to students. To assign a Benchmark, select ASSIGN in the dropdown box and select class(es).



- ✓ Finding Benchmark codes: [http://www.usatestprep.com/modules/manual/manual\\_article.php?id=16](http://www.usatestprep.com/modules/manual/manual_article.php?id=16)
- ✓ Disabling a Benchmark Test: [http://www.usatestprep.com/modules/manual/manual\\_article.php?id=2](http://www.usatestprep.com/modules/manual/manual_article.php?id=2)

Viewing Benchmark Results: [http://www.usatestprep.com/modules/manual/manual\\_article.php?id=27](http://www.usatestprep.com/modules/manual/manual_article.php?id=27)



## Reporting Key

The following profile scheme is used consistently in USATestprep in their reporting

The school progress report contains cumulative data based on test and benchmark data. Use the filter to narrow by date range and include practice questions. Click on a circle to assign practice in that particular Indicator. Click on student's name for more detail.

- = No Data
- = <66%
- = 66-85%
- = >85%

## Additional Help

HOME | ECA ▼ | IAS ▼ | ACT/SAT ▼ | AP ▼ | OTHER TESTS ▼

One or more of your [test subscriptions](#) will expire in less than 2 months.

You are logged in as Heather Boylan. [Return To Your Account](#)

Start Tour


Help

Hoosier Academy Virtual School

[Account Information](#)

My Logins: 45

Level:  Indiana High School  
 Indiana Middle School



[Custom Badges](#)

This will start a virtual tour of the site

Link to the online manual with how-to articles, videos, FAQ and training

## Feedback

You can also provide feedback to USATestprep by selecting the link at the bottom of your login page

Need Help? Click Here

Feedback & Contact We'd Love to Hear from You

TEACHER-EMPOWERED, TEACHER-DEVELOPED, EASY-TO-USE