

Public Page

High school Staff Call March 24th



Agenda

AGENDA

Agenda:

One Good Thing: All staff bring a shining moment from the week!

Teacher Spotlight: Jessica B.

Outings: Jessica B

Quick Reminders: Advanced Ed. and Weekly Communication: Becky

Block Courses: Q4 Orientation Monday Idea: Brittney

Wins and brief update on admin support for HS: Becky

Best practices PEER teaching: Tori



12:25-12:35

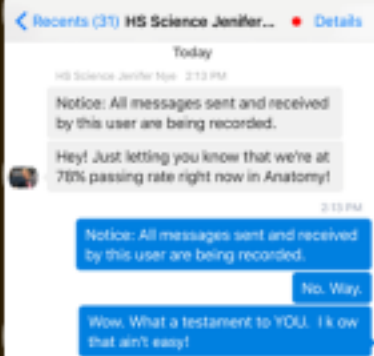
Math and ELA Break out Room for

Course Offering Talk Logistics and SSIDs... 😊

Slide3

Personal or Team Brag Time!! Accomplishments

Personal or Team Brag Time!! Class stories. Tasks you felt amazing you finished. Etc.



Tori Cox:

I chose to tell my students I would be closing block 3 units after this week, to see if I could get my slackers to step into gear before May.

Tori Cox ELA: My passing rates went up over 9% this week!

Brittney Wanlass HS Lead: WHAT!!!!!! I LOVE THAT!

Brittney Wanlass HS Lead: Yipee!



Slide4

Personal or Team Brag Time!! Accomplishments

Personal or Team Brag Time!! Class stories. Tasks you felt amazing you finished. Etc.

Grades submitted - made passing rate goals

I gave an AWESOME presentation on Bullying yesterday to one other teacher and one student!

My daughter won the February basket at the dentist office and we picked it up this week!

Had a productive week, got through ALL emails and organized them, ate healthy all week (ew) and worked out every day! WOOT WOOT!!

I took an awesome picture of a bald eagle and wild utah

My students w/ autism ALL asked another CLASSMATE a question this week!

Loved seeing students at the outing. Student shared her photo with me. Loved it.

A parent called and told me that I was their student's favorite teacher and I have barely been here

Student sent an amazing message. Hooray!
Finally got my HAM radio license; KI7LWO :)
^another thing for you to be an expert in, Isaac! :D

Played lazer tag with students on Friday at the outing

K. Barnhill won the National History Day Regional Competition!

My girls had zero cavities at the dentist this week! :-)

I'm hacking up a lung, BUT I didn't cough once on student phone calls as I was harassing them to do their work.

100% passing rate in US Govt!!

WHAT? So cool!

LOL

I deleted an email from when Meghan was principal. . . I rock!

Sarah Robbins

*Teacher in the
SPOTLIGHT***SARAH ROBBINS**

- Sarah works in our SPED Math department and joined us this year. She has been married to her husband, Mike, for 7 years. They have known each other longer than they haven't! They have 3 rambunctious kiddos, Madilynn (5), Lucas (4), and Ezra (1). She says she has the nickname "Princess Sarah". Haha! She loves sports! (Go Cougs!!! Go Jazz!!!). She could eat fruit all day, loves music, reading, and board games.



Slide 1

A poster for 'UTVA's Got Talent!' featuring a stage with red curtains and a spotlight. The text is in white and blue on a black background. A logo on the right says 'you've got TALENT!' with 'TALENT!' in large, colorful letters.

UTVA's Got Talent!

We are so excited for our virtual talent show! Everyone has talents and we want you to share them. Here's how:

1. Pick a talent you'd like to share.
2. Make a short video of yourself or create a PowerPoint Presentation with pictures showcasing your talent.
3. Fill out the registration survey by Tuesday, April 18th.
4. Come to the virtual show on Friday, April 21st at 1:30pm. Check your class connect schedule as it gets closer!

Think outside the box with this! You could sing, dance, cook, play a musical instrument, give a tutorial on making something, show a movie you made, read a story you wrote, showcase your art work, tricks on your bike or skateboard, and more. The sky is the limit! All we ask is that you keep your video or PPT presentation to 3 minutes or less and it is school appropriate. School appropriate means good language, appropriate dress and content. Your submission will be previewed by a UTVA staff before it is approved for the talent show.

****Bonus! You will receive extra credit in a class of your choice for participating!**

Masquerade Ball

Masquerade Ball

UTVA Prom 2017

When: Friday, May 5th

7:00 pm – 10:00 pm

*Where: State Capitol
Rotunda*

350 State St. in SLC



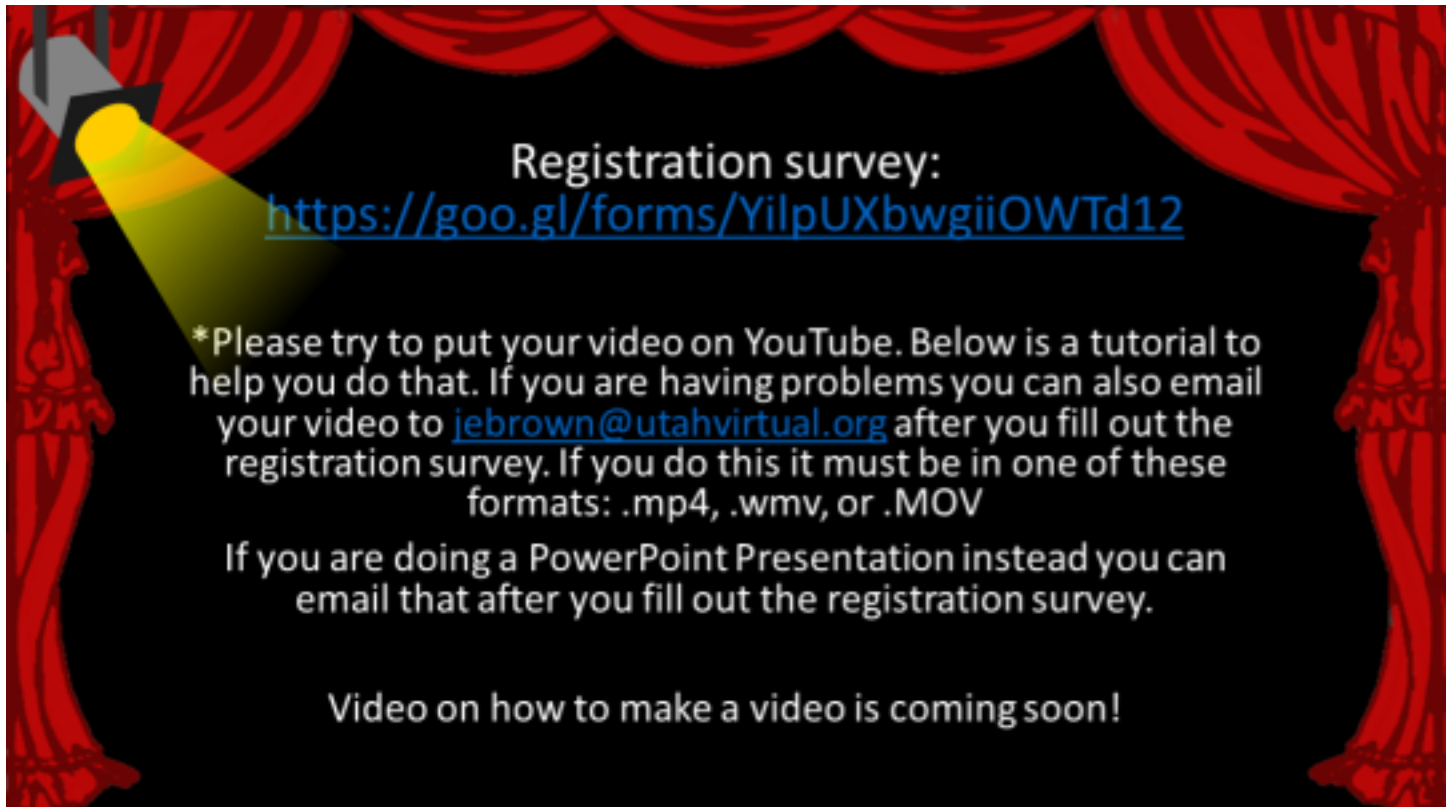
Come enjoy an evening of refreshments, dancing, friends, pictures and fun!

You may wear a mask to go along with the theme if you want.

If you would like pictures you will need to order and pay for them ahead of time.

We will be combining with other Utah online high schools like we have done in the past.

Slide 2



Registration survey:
<https://goo.gl/forms/YilpUXbwgiiOWTd12>

*Please try to put your video on YouTube. Below is a tutorial to help you do that. If you are having problems you can also email your video to jebrown@utahvirtual.org after you fill out the registration survey. If you do this it must be in one of these formats: .mp4, .wmv, or .MOV

If you are doing a PowerPoint Presentation instead you can email that after you fill out the registration survey.

Video on how to make a video is coming soon!

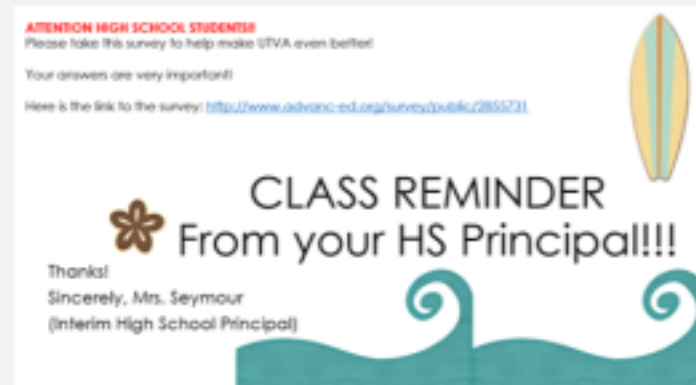
Slide6

6th – 12th grade teachers: Please remind your students to complete the accreditation survey by **Wednesday night**.

They have received 2 reminders so far. Their answers are very important as we work to make UTVA even better!

Here is the link to the survey: <http://www.advanc-ed.org/survey/public/2855731>

<http://www.advanc-ed.org/survey/public/2855731>



ATTENTION HIGH SCHOOL STUDENTS!
Please take this survey to help make UTVA even better!
Your answers are very important!
Here is the link to the survey: <http://www.advanc-ed.org/survey/public/2855731>

CLASS REMINDER
From your HS Principal!!!

Thanks!
Sincerely, Mrs. Seymour
(Interim High School Principal)

weekly mass communication things to look for in our awesome high school

WEEKLY MASS COMMUNICATION THINGS TO LOOK FOR IN OUR AWESOME HIGH SCHOOL

| Monday | Tuesday | Wednesday | Thursday | Friday |
|----------------------------------------------------------------------------------------------------|-----------------------------------------------|-----------|--------------------------------------------------------------------------------|-------------------------------------------------------------------------------|
| Weekly Updates Email With link to the video from Principal and the updates on our website | Tracker Updates Email with Tracker Task | | Weekly Checklist reminder emails End of week email reminders sent | Staff Call Next week's PLC agenda sent to PLC leads to share out |
| Weekly Checklist PLC | | | | |

Weekly Check List KUDOS

Weekly Check List KUDOS

| | | | | | | | | | | | | | | | | |
|----------------|---------------------------------------------------------------------------------------------------------------------------------------------------------------------------------------------------------------------------------------------|-----------------------------------------------------------------|---|-----|-----|--|--|--|--|--|--|--|--|--|--|----------------------------------------------------------------------------------------------------------------------------------------|
| Melanie Morris | <p>Administrators to have students. Regular teacher with students assigned to all assignments including assignments, "check" assignments and all other assignments. All work is reported the "check" report for the week to be tracked.</p> | AC_04 Individualized Text Messages- CUI 0- Autodialer every day | x | N/A | N/A | | | | | | | | | | | <p>This will be a weekly assignment that goes along with the U.S. History course. Assignments will be created and sent every week.</p> |
|----------------|---------------------------------------------------------------------------------------------------------------------------------------------------------------------------------------------------------------------------------------------|-----------------------------------------------------------------|---|-----|-----|--|--|--|--|--|--|--|--|--|--|----------------------------------------------------------------------------------------------------------------------------------------|

10TH GRADE ELA

| | | | | | | | | | | | | | | | | |
|----------------------|-----------------------------------------------------------------------------------------------------------------------------|--|---|-----|-----|--|--|--|--|--|--|--|--|--|--|--|
| Janee Raymond Nelson | <p>I sent out progress reports to all of my students and sent them a kmail to let them know what they need to complete.</p> | | x | N/A | N/A | | | | | | | | | | | |
|----------------------|-----------------------------------------------------------------------------------------------------------------------------|--|---|-----|-----|--|--|--|--|--|--|--|--|--|--|--|

SPED SCIENCE

Slide9

Next Week: March 27-31

Brittney

Content/Core Teachers

No Small Groups: Rush Week

Pulling Interim Data and Sorting

Block Teachers

Monday:
Orientation Class



April 3-7: look ahead: Virtual PD Friday April 7

April 10-14 look ahead: Spring Break

Slide10

Wins and brief update on admin support for HS: Becky

Admin Home Visit Requests

Please fill out the following form for an admin visit. For this information, the student/family must live between South Jordan and Bountiful

*** Required**

Teacher Name *
Your answer

Student Name *
Your answer

Student ID *
Your answer

Reason for Home Visit *
Your answer

Any background information that would be helpful?
Your answer

**Admin Team
Home Visits**

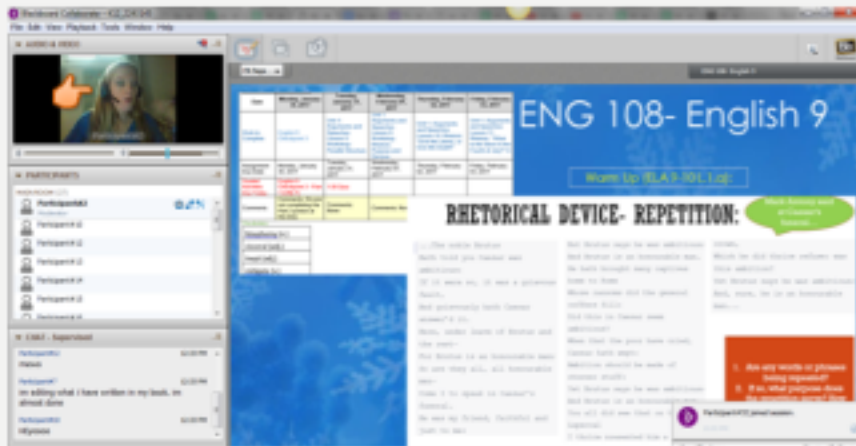
https://docs.google.com/forms/d/e/1FAIpQLSdmeGxvTuf62ef0ebLoO_AWa6Q7FZqXSrxpu57smife976YSQ/viewform

https://docs.google.com/forms/d/e/1FAIpQLSdmeGxvTuf62ef0ebLoO_AWa6Q7FZqXSrxpu57smife976YSQ/viewform

Slide11

https://docs.google.com/forms/d/e/1FAIpQLSdmeGxvTuf62ef0ebLoO_AWa6Q7FZqXSrxpu57smife976YSQ/viewform

Best practices PEER teaching: Tori



Watch any 7 minutes of her teaching!

Record on a blank slide in this room 2 great things you noticed and one thing that you want to implement in your lessons

Public Page 2

Math

Public Page 1

1. I loved thowht[aejhj;aif
2. dh;agdijaiclfa;difjaikfj;alf

3. i want to make sure i trty thishaifhailfjalejf

Slide12



MATH and ELA

Last 10 minutes
Break out room

Math has a credit recovery person who is going to be taking the class and working through specific content with them that we decided is most important.

Why is this course offering so awesome?
seperate the large mass of 150 students a little better

Tori Teaching Best Practices - 1

1. Like how she used her video, and has great energy. Uses a lot of vocal emphasis. Explains expectations well. Praise. Great sense of humor. Makes it relevant with "Social Media."
 2. I am going to learn how not to say "ummm" and "aaand" like she does so eloquently.

*I am going to call kids out and wait for responses like she did!
 1. She is so positive!
 2. She points out students responses and builds on it

1. She does well at leading students along toward comprehension.
 2. Her examples are spot-on!

1. Positive, engaging
 2. Student participation in chat

so many students on the mic!! word snobbs!

1. Loved the use of voice and animation.
2. Reinforcing studetns.

~~Awesome structure~~

1. Loved how positive she is
2. Loved structure

1. Animated with camera on
2. was able to have more than 1 student willing to talk

1. She provided positive feedback to the entire class when she mentioned that they were mastering things bit by bit.
2. She is expressive in both voice and body language.

1. Reading through/recognizing what peeps are putting in the chatbox! Awesome
2. Super upbeat. Easy to watch with that excitement.

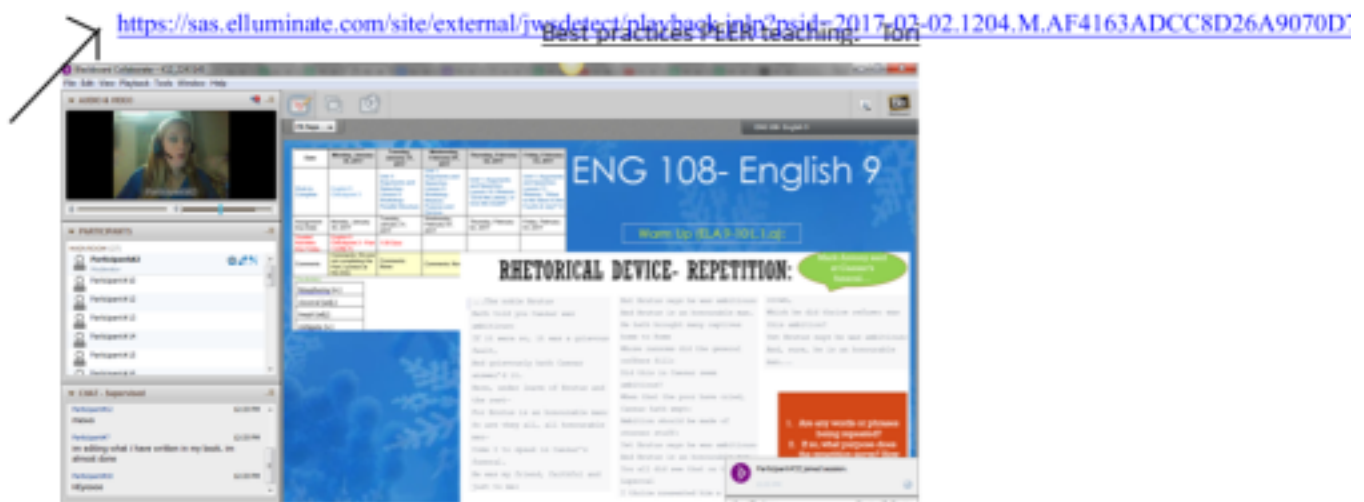
1. She used pitch in her voice to get attention
2. She smiled alot
3. She had them us tools to highlight
4. She was organized, professional, and she had her camera live.

1. The example of rhetorical devices was effective.
2. Correcting students as the got off topic was kind and effective.
3. I plan to steal Tori's idea to use examples of concepts in class.

1. Awesome structure in your lesson! Wonderful warm up, bell work, and prior knoweldge checks before the lesson. You are a pro!
2. Your warm up activity ties in nicely to your lesson. Great transition! Your love for English is evident and the students can feel and see your enthusiasm!

Engaging, high student participation, and she is just awesome.

Tori Teaching Best Practices - Slide1



Watch any 7 minutes of her teaching!

Record on a blank slide in this room 2 great things you noticed and one thing that you want to implement in your lessons

Tori Teaching Best Practices - 2

I like how she reminded them with her words and hand gestures to not private chat and stay on topic
Connecting a personal experience and her own reality to what they were learning for connections
applaud them and being them a cheer leader for being a grammar snob! :) hahaha

1. Tone of voice and way she talks about it makes it interesting to students. She's excited, so they are.
2. Great use of video and course content as an example.
I'll try to do more video in my courses.